

GAMES



2020

HAPPY'S GAMES GUIDE

Happy Card Games

Happy Active Charades
Who's Happy
Other Card Games

Other Games

The Name Game
Birthday Dinner
Happy Birthday Dance
Follow Me

HAPPY CARD GAMES




HAPPY ACTIVE CHARADES



Age suitability



Notepad & pen/pencil



Download game cards and cut out

HOW TO PLAY

You will need Happy Active Charades Cards (yellow border)

- 1 Choose a player.
- 2 Player picks a card from the yellow border set. Be careful not to show it to other players.
- 3 Player has to act out what Happy is doing on the card without making any noises. Everyone else has to guess what activity Happy is doing to win!
- 4 Show the group the card image to prove that they were right! The person with the most correct guesses wins the game!
- 5 There could be more than one answer for each card. Look below to see what other answers there could possibly be. If a guest describes the activity closest to one that appears below, then their answer is correct.



BALLET DANCING
BALLET, DANCER



BASKETBALL
BASKETBALL PLAYER



SWIMMING,
SEA DIVING,
SNORKELLING



FISHING, CATCHING
FISH



GOLF



HORSERIDING



ICESKATING
SKATING



JUGGLING



KUNG FU FIGHTING,
KARATE, MARTIAL ARTS



CANOEING, RONG,
KAYAKING



RACE CAR DRIVING,
RACING, DRIVING,
GO KARTING



SKATEBOARDING



SKIPPING



SURFER



TENNIS,
TENNIS PLAYER




WHO'S HAPPY?



Age suitability



Notepad & pen/pencil



Download game cards and cut out

HOW TO PLAY

You will need Who's Happy? cards (red border)

- ① Choose a player.
- ② Player picks a card from the red border set. Be careful not to show it to other players.
- ③ Player has to act out the character that Happy is playing on the card. You can make noises to help guests guess who the characters is.
- ④ Everyone else has to guess what character Happy is to win!
- ⑤ Show the group the card image to prove that they were right!
- ⑥ Keep playing until all cards are played.
- ⑦ There could be more than one answer for each card. Look below to see what other answers there could possibly be. If a guest describes the activity closest to one that appears below, then their answer is correct.



PAINTING, PAINTER, ARTIST



CANNONBALL, DAREDEVIL, FLYER, LAUNCHER



COWBOY



DRACULA, VAMPIRE



SCIENTIST, TEACHER



FARMER, GARDENER



KNIGHT, JOUSTER



MAGICIAN



MUMMY, ZOMBIE



EGYPTIAN, PAHROA



PIRATE



CIRCUS, RINGMASTER, PRESENTER



TARZAN, JUNGLE, ACROBAT, GYMNAST



WEIGHTLIFTER, STRONGMAN



WITCH, WIZARD

OTHER CARD GAMES


You can also use all sets of cards for a number of other games to play on the day. Here are some suggestions.



Age suitability



Notepad & pen/pencil




Download game cards and cut out

PICTIONARY

- 1 Choose a player.
- 2 Player chooses any card from either the red or yellow card set. Be careful not to show it to other players.
- 3 Player has to draw what is shown on the card and guests have to guess what character the player is drawing.
- 4 First guest that guesses correctly wins! Keep playing until everyone has had a turn at drawing.



Age suitability



Download game cards and cut out

TELL A STORY

- 1 Choose a player/players (those that are in the same room works best).
- 2 Player chooses any card from either the red or yellow card set. The Happy character shown is acted out to create a story to tell in front of the other guests. It can be a song with the player keeping character or it could be a theatre show - it's up to you!
- 3 Another way to play the game is to have one player act out a Happy Character and then another guest chooses a character to act out and builds on the story being created.
- 4 You could even find dress up items in your home to really make your character come alive!

OTHER GAMES



GAMES TO PLAY REMOTELY

Here are some game suggestions that do not need any items, just players! These can be played in person or over digital chat app like zoom

THE NAME GAME



All ages

- 1 Birthday child starts the game by naming an animal, for example an Elephant.
- 2 Going round each guest, the next person must name an animal that starts with the last letter of the previous animal - in this example, it could be Tiger.
- 3 Again, the next person must start with the last letter of that animal, perhaps a Rabbit.
- 4 Keep going until someone can no longer think of one - then they are out of the game.
- 5 Last guest left in the game is the winner!

BIRTHDAY DINNER



All ages

- 1 Agree the order of players between yourselves.
- 2 First player starts by saying "At my birthday dinner I like to eat apples".
- 3 The next player must repeat "At my birthday dinner I like to eat apples..." and add another food item.
- 4 Keeping going around your guests, with each person reciting the correct word/ food in the exact order they have been said and then adding a new one.
- 5 If a player makes a mistake then they are out of the game.
- 6 Last person left in the game is the winner!



HAPPY BIRTHDAY DANCE



All ages

- 1 Agree the order of players between yourselves.
- 2 Each player sings Happy Birthday but each time change the Happy Birthday dear “....” line to include one of the following animals:
Monkeys
Elephants
Giraffes
Bunnies
Lions
- 3 Each time all other guests have to dance like the animal that one of the guests is singing about.

FOLLOW ME



All ages

- 1 Choose who will play first.
- 2 Shout out commands to your guests like “Monkey says put your hands on your head” or “Monkey says clap your hands”.
- 3 All other guests must follow the instructions until you give one that does not begin with “Monkey says”. For example, if you say “raise your hands”, then any guest who raises their hand is out of the game. The winner is the last guest left in the game.







Take it in turns to draw a line to complete the Happy picture!

